

BOSE®

Bose® on-ear headphones

Owner's Guide

Brugervejledning

Bedienungsanleitung

Guía de usuario

Notice d'utilisation

Manuale di istruzioni

Gebruiksaanwijzing

Bruksanvisningen

คู่มือผู้ใช้

사용자 안내서

用戶指南

دليل المالك



SAFETY INFORMATION

Please read this owner's guide

Please take the time to follow the instructions in this owner's guide carefully. It will help you set up and properly use your new headphones. Please save this owner's guide for future reference.

CAUTIONS

- *Long-term exposure to loud music may cause hearing damage. Please avoid extreme volume when using headphones, especially for extended periods.*
- *Do not use headphones when operating a motor vehicle or anywhere the inability to hear outside sounds may present a danger to you or others.*
- *Sounds that you rely on as reminders or warnings may have an unfamiliar character when using headphones. Be aware of how these sounds may vary in character so you can recognize them as needed.*
- *Do not drop, sit on, or allow the headphones to be immersed in water.*



This product conforms to the EMC Directive 89/336/EEC. The complete Declaration of Conformity can be found at www.Bose.com/compliance.

WARNING

DO NOT use mobile phone adapters to connect headphones to airplane seat jacks as this could result in personal injury such as burns or property damage due to overheating. Remove and disconnect immediately if you experience warming sensation or loss of audio.

USING YOUR HEADPHONES

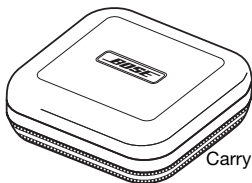
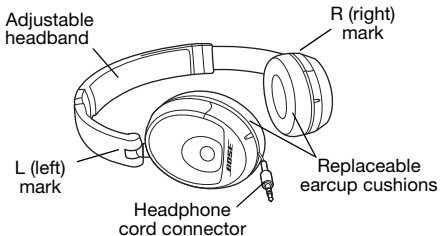
Introduction

Thank you for purchasing the Bose® on-ear headphones. The Bose® on-ear headphones deliver quality audio in a comfortable, lightweight and compact design. Enjoy sound performance with lifelike quality and range. Fold-flat earcups and a collapsible headband offer increased portability and easy storage in included carrying case. Bose sound for on-the-go enjoyment.

Your Bose® on-ear headphones include:

- Carrying case
- 43-inch general-purpose headphone cord
- 16-inch headphone cord short (for armband/shirt pocket use or to connect to players with in-line remote controls)

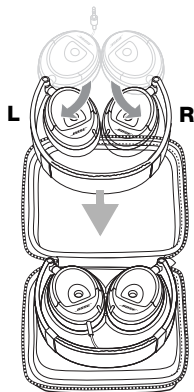
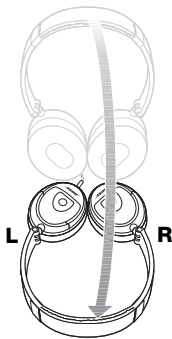
For extra length, you can connect the two headphone cords together.



USING YOUR HEADPHONES

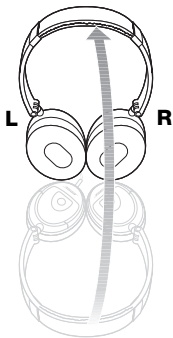
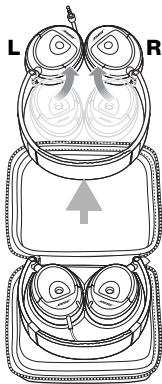
Putting the headphones in the case

- 1 Rotate the earcups until the cushions face you.
- 2 Lay the headphones down in front of you.
- 3 Pivot the earcups into the headband and place the headphones in the case.



Taking the headphones out of the case

- ① Lift the headphones out of the case and pivot the earcups out of the headband.
- ② Hold the headphones with the headband up.
- ③ Rotate the earcups until the cushions face each other.



Note: Do not try to exceed the limits of the pivots or over-rotate the earcups.

USING YOUR HEADPHONES

Wearing the headphones

After removing the headphones from the case and unfolding them (see page 5.) put on the headphones using the markings on the headband that identify the left (L) and right (R) earcups.

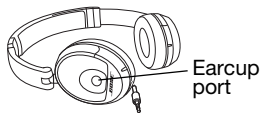
Using the “enhancement” features of audio devices

Many portable audio devices include features or settings which electronically alter the audio signal sent to the headphones. These may include “bass boost” or other EQ settings. Other features may serve to limit volume out such as “sound check” or “volume limit.” Finally, other features add spatialization effects such as “Surround”, “SMS”, “WOW”, or “3D.”

The Bose® on-ear headphones were designed to deliver high quality, balanced sound and deep, low notes without the need for any artificial enhancement. Therefore, when using the headphones we recommend that you first **turn off** all the enhancement features before making any personal adjustments to the audio settings.

Cleaning the headphones

Should cleaning be necessary, simply wipe the outside surfaces with a damp cloth. Be sure the earcup ports are kept clear and that no moisture is allowed to get inside the earcup.



Replacement parts and accessories

Accessories or replacement parts can be ordered through Bose Customer Service. See the contact information for your area included in this guide.

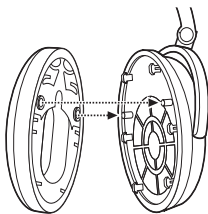
- Carrying case (041272)
- Headphone extension cord(s) (041270 and 041271)
- Replacement Ear Cushion Kit (041269)

Reattaching earcup cushions

If an earcup cushion becomes detached from the earcup:

1. Align the two holes on the back of the cushion with the two posts on the earcup.
2. Push the cushion onto the earcup.
3. Press in around the outside edge of the cushion to snap it in place.

Make sure the cushion is flush all the way around and that there are no gaps between the cushion and the earcup.



USING YOUR HEADPHONES

Troubleshooting

If you experience any trouble using your headphones, try the following troubleshooting instructions. If you still need help, call for assistance. See the contact information on the inside back cover.

| Problem | What to do |
|--------------------|--|
| No audio | Make sure that the headphone plug is securely connected to the headphone jack (not the line out jack) of the audio device. |
| Intermittent audio | Make sure each cord connection is securely attached. |
| Excessive bass | Turn off any bass boost or other audio enhancement features on the audio source. |
| Distorted bass | Make sure that the earcup ports are not blocked in any way. If they are dirty, gently wipe away any debris. Also check to see that the cushions are completely snapped onto the earcups. |
| Misshaped cushions | The cushions may appear deformed when removed from the case or the packaging. However, after a few minutes the cushions should regain their natural shape. |

©2006 Bose Corporation. No part of this work may be reproduced, modified, distributed, or otherwise used without prior written permission. All trademarks referenced herein are property of Bose Corporation.

BOSE CORPORATION

Australia

Phone: 1 800 023 367
www.bose.com.au

Belgique/België

Phone: 012 390800
Fax: 012 390840

Canada

Phone: 1-800-465-2673
Fax: 1-800-862-2673
www.bose.ca

China

Phone: 86-21-62713000, x162
Fax: 86-21-62713008

Danmark

Phone: 04343-7777
Fax: 04343-7818

Deutschland

Phone: +49-5921-724142
Fax: +49-5921-724251
www.bose.de

France

Phone: 01-30616363
Fax: 01-30616382
www.bosefrance.fr

India

Phone: 1 600 11 2673
Fax: 91 11 2307 3823
www.boseindia.com

Ireland

Phone: (042) 9671500
Fax: (042) 9671501
www.bose.ie

Italia

Phone: 06 60 292 292
Fax: 06 60 292 119
www.bose.it

Japan

Phone: 0120-130-168
Fax: 03-5489-1069
www.bose.co.jp

Mexico

Phone: +52 (55) 52 02 35 45

Fax: +52 (55) 52 02 41 95

Nederland

Phone: 0299-390111

Fax: 0299-390109

www.bose.nl

New Zealand

Phone: 0800 501 511

Norge

Phone: 62 82 15 60

Fax: 62 82 15 69

Österreich

Phone: 01-60404340

Fax: 01-604043423

Schweiz

Phone: 061-9757733

Fax: 061-9757744

Sverige

Phone: 031-878850

Fax: 031-274891

United Kingdom

Phone: 0870 7414500

Fax: 0870 7414545

www.bose.co.uk

United States

Phone: 1-888-757-9943

Fax: 1-877-289-4366

www.bose.com

World Wide Web

www.bose.com

www.boseurope.com



294496-001

BOSE[®]
Better sound through research[®]

©2009 Bose Corporation, The Mountain,
Framingham, MA 01701-9168 USA
AM294496 Rev.04