

BOSE[®]



BOSE[®] OE2 AUDIO HEADPHONES

Owner's Guide | Brugervejledning | Bedienungsanleitung
Guía de usuario | Notice d'utilisation | Manuale di istruzioni
Felhasználói útmutató | Gebruiksaanwijzing | Podręcznik użytkownika
Omistajan opas | Bruksanvisningen | คู่มือผู้ใช้ | 사용자 안내서
用戶指南 | 使用者指南 | オーナーズガイド | دليل المالك

Safety Information

Please read this owner's guide

Please take the time to follow the instructions in this owner's guide carefully. It will help you set up and properly use your new headphones. Please save this owner's guide for future reference.

CAUTIONS:

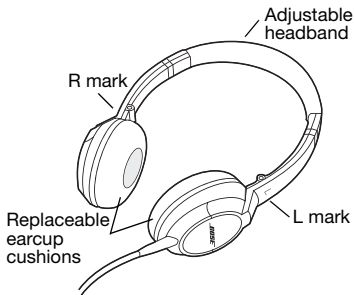
- Long-term exposure to loud music may cause hearing damage. Please avoid extreme volume when using headphones, especially for extended periods.
- Do not use headphones when operating a motor vehicle or anywhere the inability to hear outside sounds may present a danger to you or others. Check and follow local laws regarding headphone use.
- Sounds that you rely on as reminders or warnings may have an unfamiliar character when using headphones. Be aware of how these sounds may vary in character so you can recognize them as needed.
- Do not drop, sit on, or allow the headphones to be immersed in water.

WARNING: *DO NOT use mobile phone adapters to connect headphones to airplane seat jacks, as this could result in personal injury such as burns or property damage due to overheating. Remove and disconnect immediately if you experience warming sensation or loss of audio.*

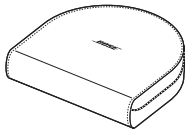
Introduction

Thank you for purchasing the Bose® OE2 audio headphones. Enjoy your music with smooth, full range sound, a comfortable on-ear fit and a contoured design that folds up for easy portability.

Components




Audio cable



Carry case

Storing your headphones

1**2****3**

Note: Do not try to exceed the limits of the pivots or over-rotate the earcups.

Using your headphones

Wearing the headphones

After removing the headphones from the case and unfolding them (see page 4), put on the headphones using the markings that identify the left (L) and right (R) earcups. Adjust the headband so it rests gently on top of your head and the earcup cushions fit comfortably on your ears.

Cleaning the headphones

The Bose® OE2 audio headphones do not require scheduled cleaning. Should cleaning be necessary, simply wipe the outside surfaces with a soft cloth. Be sure the earcup ports are kept clear, and that no moisture is allowed to get inside the earcup.

Replacement parts and accessories

Replacement parts and accessories such as the carry case, earcup cushion, and the audio cable can be ordered through Bose® Customer Service. See the contact information for your area included in this guide.

Troubleshooting

If you experience any trouble using your headphones, try the following troubleshooting instructions.

Problem	What to do
No audio or audio in one earcup only	<ul style="list-style-type: none">• Ensure both ends of the audio cable are securely connected.• Try a different audio device.
Distorted bass	<ul style="list-style-type: none">• Ensure both earcup cushions are firmly secured.
Misshaped earcup cushion	<ul style="list-style-type: none">• The high-density earcup foam will regain its shape after a few minutes in a neutral position.

If any problem persists, contact Bose® Customer Service. See the phone number for your area, included in this guide.

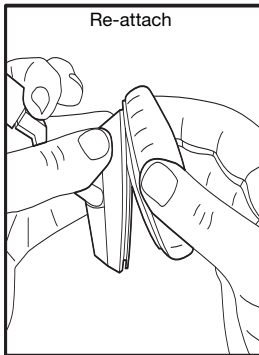
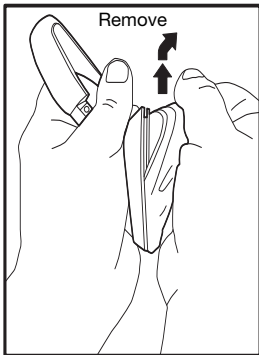
Replacing earcup cushions

Remove earcup cushion:

1. Grasp the earcup cushion securely.
2. Pull up and out to remove the earcup cushion.

Re-attach earcup cushion:

1. Place the edge of the earcup cushion skirt into the slot behind the earcup flange.
2. Work the remainder of the skirt into the slot all the way around the earcup.



Limited Warranty

Your Bose® headphones are covered by a limited warranty. Details of the limited warranty are provided on the product registration card that is included in the carton. Please refer to the card for instructions on how to register. Failure to register will not affect your limited warranty rights.

What you must do to obtain Limited Warranty Service:

Return product, with proof of purchase from an authorized Bose dealer, using the following procedures:

1. Contact the Bose organization in your country/region (visit Global.Bose.com/register for Bose contact information in your country/region) for specific return and shipping instructions;
2. Label and ship the product, freight prepaid, to the address provided by the Bose organization in your country; and
3. Place any necessary return authorization number prominently on the outside of the carton. Cartons not bearing a return authorization number, where required, will be refused.

Note: *The serial number is located on the warranty card included in the carton.*

Names and Contents of Toxic or Hazardous Substances or Elements						
	Toxic or Hazardous Substances and Elements					
Part Name	Lead (Pb)	Mercury (Hg)	Cadmium (Cd)	Hexavalent (CR(VI))	Polybrominated Biphenyl (PBB)	Polybrominated diphenylether (PBDE)
PCBs	X	0	0	0	0	0
Metal parts	X	0	0	0	0	0
Plastic parts	0	0	0	0	0	0
Speakers	X	0	0	0	0	0
Cables	X	0	0	0	0	0
0: Indicates that this toxic or hazardous substance contained in all of the homogeneous materials for this part is below the limit requirement in SJ/T 11363-2006.						
X: Indicates that this toxic or hazardous substance contained in at least one of the homogeneous materials used for this part is above the limit requirement in SJ/T 11363-2006.						

©2011 Bose Corporation. No part of this work may be reproduced, modified, distributed, or otherwise used without prior written permission.

BOSE CORPORATION

USA

The Mountain,
Framingham, MA, 01701
888 757 9943
owners.Bose.com

Canada

9133 Leslie Street,
Suite 120, L4B 4N1
800 905 2177
www.Bose.ca

Australia

Unit 3/2 Holker
St.Newington NSW, 2127
1 800 061 046
www.Bose.com.au

Belgique/Belgie

B-3700 Tongeren
012 390 800
www.Bosebelgium.be

China

2203-2305 22F, West Gate
Tower/1038 West Nanjing
Road-MeiLongzhen Plaza,
Shanghai, 200041
86 400 880 2266
www.Bose.cn

Denmark

2605 Brøndby
4343 7777
www.Bose.dk

Deutschland

D-61381 Friedrichsdorf
0 6172 71040
www.Bose.de

France

78100 Saint Germain en
Laye
01 30 61 67 39
www.Bosefrance.fr

India

Shriram Bhartiya Kala
Kendra, 1 Copernicus
Marg, New Delhi, 100-001
1 800 11 2673
www.Boseindia.com

Ireland

Castlebury Road,
Carrickmacross, Co
Monaghan
42 967 1500
www.Bose.ie

Italia

Via della Magliana 876
Roma, 00148
800 832 277
www.Bose.it

Japan

3` dV <ZzZ
DYZfj RJE 3f ZJZX
#)l\$ > Rdfj R^ RTY
DYZfj R\ffEE` \j` " & !!! %&
! & (! !)! ! #"
h h h Z' dVZ' Z'a

Mexico

Paseo de las Palmas # 405,
11000
001 866 693 2673
www.Bose.com.mx

Nederland

1135 GE Edam
0299 390290
www.Bose.nl

New Zealand

0800 501 511
www.Bose.co.nz

Norge

N-2213 Kongsvinger
62 82 15 60
www.Bose.no

Österreich

Wienerbergstrasse 7
(10. OG)
01 6040 4340
www.Bose.at

Schweiz

Hauptstrasse 134
061 975 77 33
www.Bose.ch

Sverige

S-43153 Mölndal
031 878850
www.Bose.se

United Kingdom

1 Ambley Green,
Gillingham Business Park,
Gillingham, Kent, ME8 ONJ
0844 209 2630
Info_uk@Bose.com

Hong Kong

Suite 1203, Midas Plaza, 1
Tai Yau Street, San Po
Kong, Kowloon, Hong
Kong
852 2123 9000
support_hk@Bose.com

Finland

Kornetintie 6b Helsinki, 380
010 778 6900
www.Bose.fi

Poland

ul. Woloska 12
Warszawa, 02-675
+48 (0)22-8522928
www.Bose.pl

World Wide Web

www.Bose.com
www.Boseeurope.com



346799-0010

BOSE[®]
Better sound through research[®]

©2011 Bose Corporation, The Mountain,
Framingham, MA 01701-9168 USA
AM346799 Rev.0F